



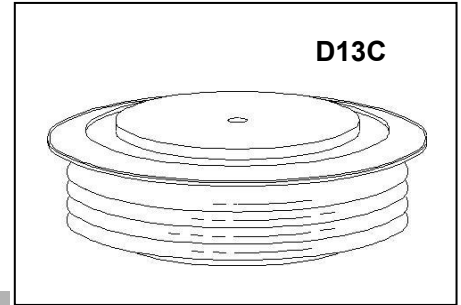
ZK2500- FAST RECOVERY DIODE

1000-1800V_{RRM}

FAST RECOVERY RECTIFIER DIODE

Features:

- . All diffused structure
- . High surge rating
- . Blocking capability up to 1800 volts
- . Soft recovery
- . Ceramic housing hermetic package
- . Pressure assembled device



ELECTRICAL CHARACTERISTICS AND RATINGS

Reverse Blocking

Device Type	V _{RRM} (1)	V _{RSM} (1)
ZK2500-10	1000	1100
ZK2500-12	1200	1300
ZK2500-14	1400	1500
ZK2500-16	1600	1700
ZK2500-18	1800	1900

V_{RRM} = Repetitive peak reverse voltage

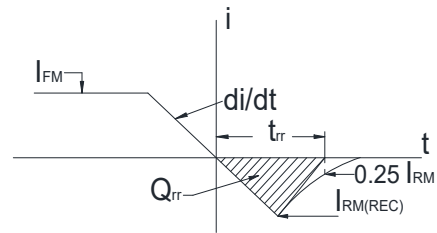
V_{RSM} = Non repetitive peak reverse voltage (2)

Repetitive peak reverse leakage current	I _{RRM}	15 mA 80 mA (3)
---	------------------	--------------------

Notes:

All ratings are specified for T_j=25 °C, unless otherwise stated

- (1) All voltage ratings are specified for an applied 50Hz/60Hz sinusoidal waveform over the temperature range -40°C to +125 °C.
- (2) 10 msec. max. pulse width
- (3) Maximum value for T_j = 125 °C.
- (4) See parameter definition below :



reverse recovery characteristic

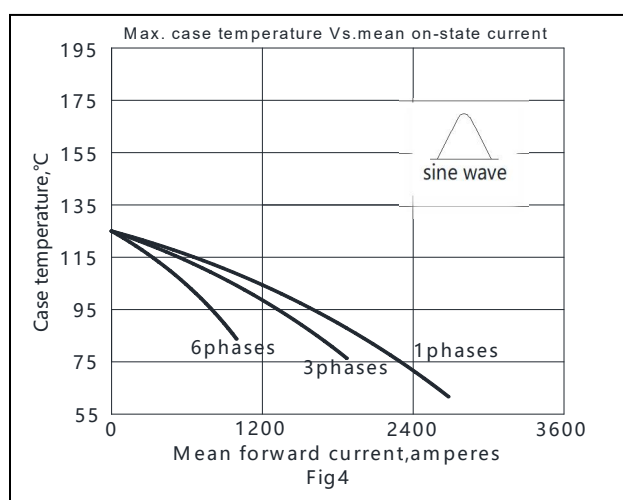
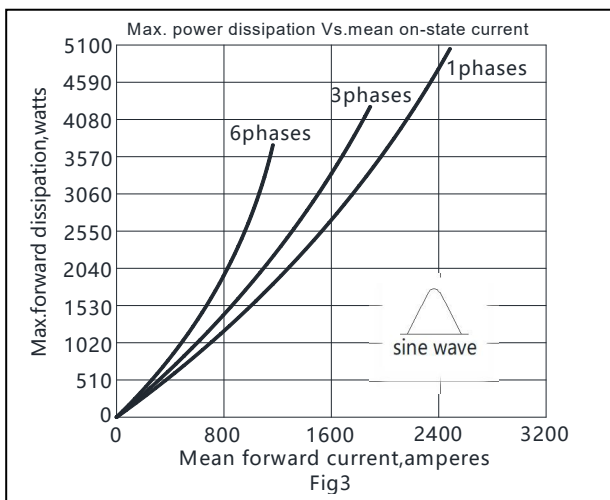
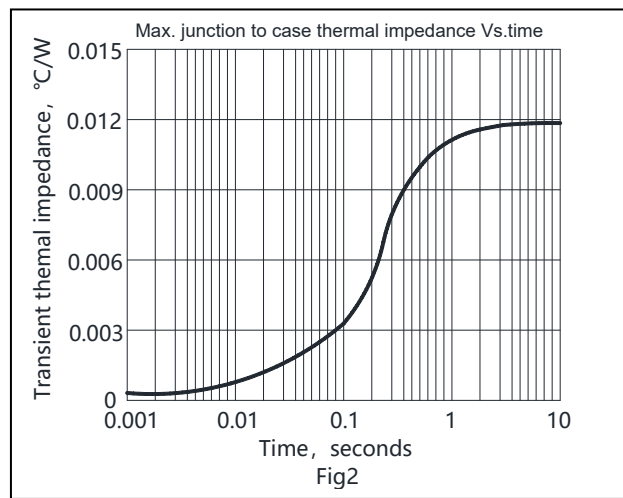
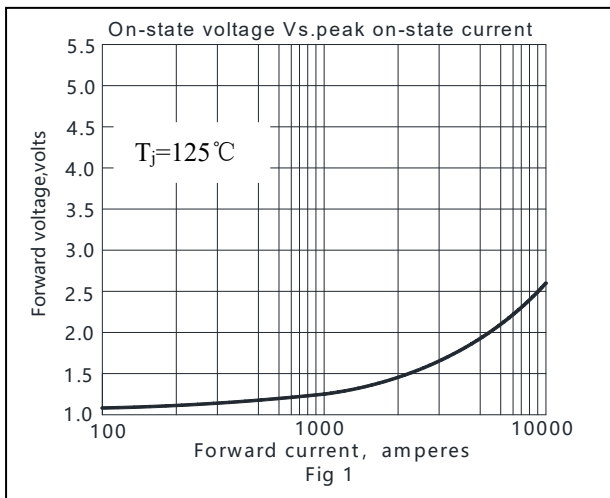
Conducting - on state

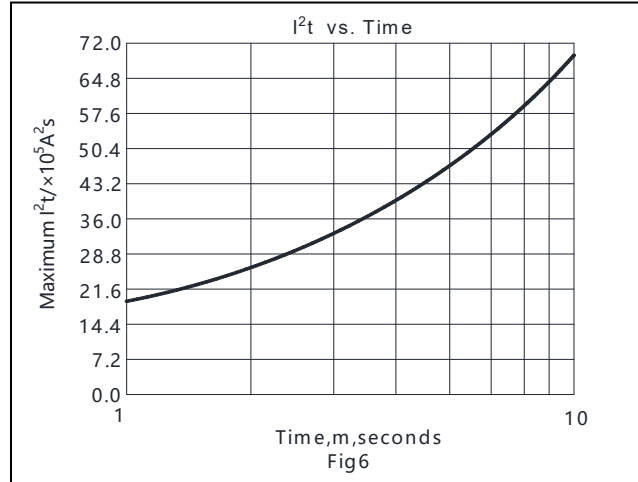
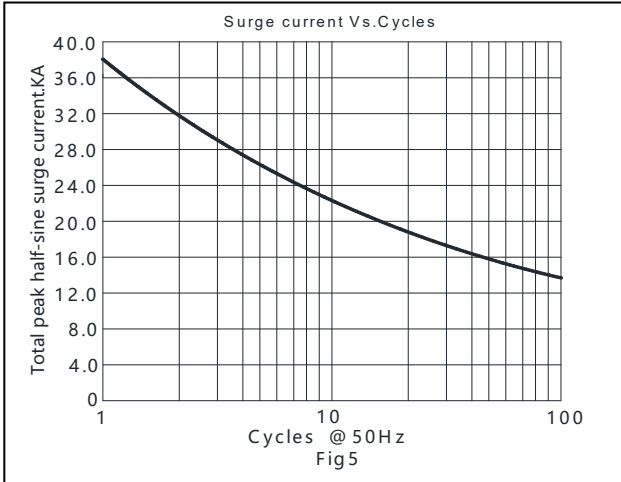
Parameter	Symbol	Min.	Max.	Typ.	Units	Conditions
Average forward current	I _{F(AV)}		2500		A	Sinewave 180°, T _c =70°C
RMS forward current	I _{FRMS}		3925		A	
Peak one cycle surge (non repetitive) current	I _{FSM}		37500		A	10 msec (50Hz), sinusoidal wave-shape, 180° conduction, T _j =125°C
I square t	I ² t		70.3 × 10 ⁵		A ² s	8.3 msec and 10.0 msec
Peak forward voltage	V _{FM}		2.00		V	I _{FM} = 3000A; Duty cycle ≤ 0.01%
Threshold voltage	V _{FO}		1.10		V	T _j =125°C, I = 0.5 π I _{F(AV)} to 1.5 π I _{F(AV)}
Slope resistance	r _F		0.15		mΩ	T _j =125°C, I = 0.5 π I _{F(AV)} to 1.5 π I _{F(AV)}
Reverse Recovery Current (4)	I _{RM(REC)}		*		A	I _{FM} = 1000 A; dI _F /dt = 10 A/μs; T _j max
Reverse Recovery Charge (4)	Q _{rr}		*		μC	I _{FM} = 1000 A; dI _F /dt = 10 A/μs; T _j max
Reverse Recovery Time (4)	t _{rr}		6		μs	I _{FM} = 1000 A; dI _F /dt = 10 A/μs; T _j max

Parameter	Symbol	Min.	Max.	Typ.	Units	Conditions
Operating temperature	T_j	-40	+125		°C	
Storage temperature	T_{stg}	-40	+140		°C	
Thermal resistance - junction to case	$R_{\theta(j-c)}$		0.011		°C/W	Double sided cooled
Thermal resistance - junction to case	$R_{\theta(j-c)}$		0.022		°C/W	Single sided cooled
Thermal resistance - case to heatsink	$R_{\theta(c-s)}$		0.003 0.006		°C/W	Double sided cooled * Single sided cooled *
Mounting force	F			35	kN	
Weight	m			1.10	kg.	

* Mounting surfaces smooth, flat and greaseless

Graph





CASE OUTLINE AND DIMENSIONS

